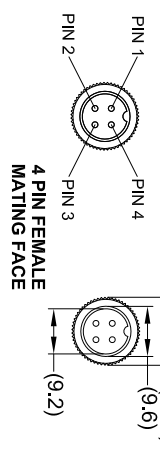
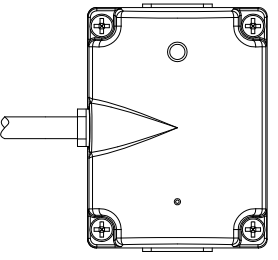
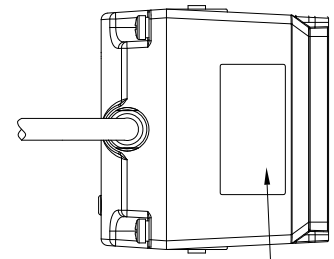
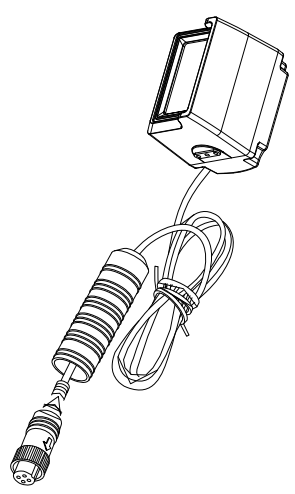
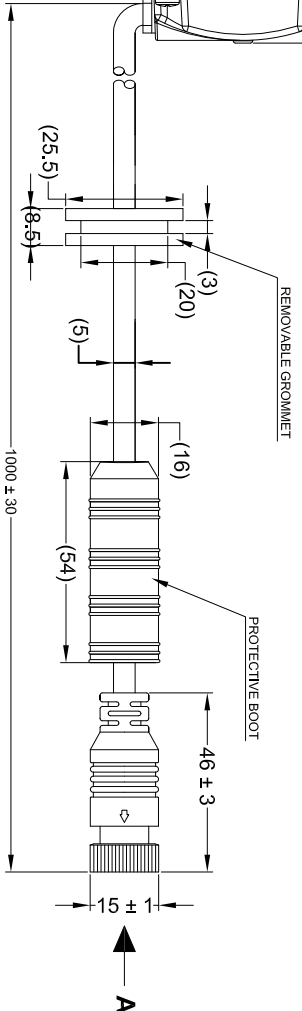
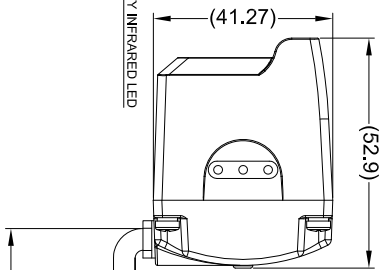
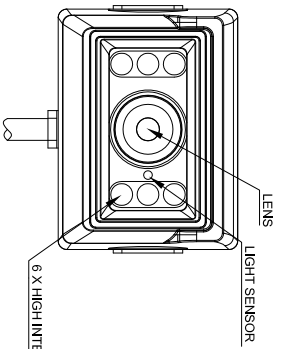
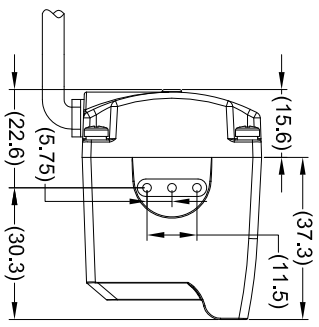
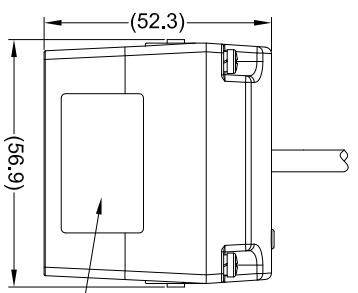


Revision Notes	
R1 -	
AP.A -	Drawn -
	Checked -
	Approved -
	Date -



PIN #	WIRE COLOUR	DESCRIPTION
1	RED	+12V
2	BLACK/SHELD	GND
3	WHITE	GND
4	YELLOW	VIDEO

- NOTES:
1. FINISH IS BLACK.
 2. FOR PRODUCT LABEL REFER TO LATEST REVISION OF DRAWING BE-003022-XX-14.
 3. FOR PRODUCT SERIAL NUMBER LABEL REFER TO LATEST REVISION OF DRAWING BE-001323-XX-10.

PROPRIETARY NOTICE
 THIS DESIGN AND TECHNICAL INFORMATION APPEARING ON THIS DRAWING IS THE PROPERTY OF BRIGADE ELECTRONICS, AND IS DISCLOSED IN CONFIDENCE. IT IS NOT TO BE COPIED, REPRODUCED, REVEALED TO OR EXPLOITED BY OTHERS, EITHER IN WHOLE OR IN PART WITHOUT THE EXPRESS WRITTEN CONSENT OF BRIGADE ELECTRONICS.

BRIGADE
 www.brigade-electronics.com

Assembly PI Approval MARK WU (26/02/15)		Approved by B.JOHN		Checked by RBATES		Drawn by MBUTLER	
Angle of Projection Third Angle		Units mm		Scale N/A		Status RELEASED	
				Released 27/02/15		Assembly Ref VBV-621C-C	
		Part No 3919A		BE-003065-00-15			

1 2 3 4 5 6 7 8

A B C D E F G H